

Academic Audit 2016-17



Report on the
Academic Audit
for the session 2016-17 of
Govt. E.V. Post Graduate College Korba,
Chhattisgarh

Date: 27/03/2017


PRINCIPAL,
GOVT. ENGINEER VISHVESARAI
P. G. COLLEGE, KORBA (C. G.)






INTRODUCTION

Korba, the power capital of Chhattisgarh, is situated on the banks of the confluence of the two rivers Hasdeo and Ahran. The district is situated in the northern half of the state and is the home of several tribes including the protected tribe Korwas (Pahadi Korwas) from whom the district gets its name. Korba is blessed with a lush green forest cover abounding with rare species of flora and fauna. These tribes live in tandem with the pristine natural surroundings and retain their distinctive features. The district is the hub of coal-mining and power-generation activities. The city houses numerous thermal power stations and several public sector undertakings as well as underground and open-cast coal mines. These activities have resulted in making Korba one of the most highly polluted cities of India.

The college is affiliated to Bilaspur University and is situated in a vast verdant campus of 50 acres. The college caters to the educational needs of the students of this tribal area. It is committed towards the fulfillment of its VISION and MISSION statement. Majority of the students come from the rural, socio-economically weaker section of the society and the faculty strives to impart quality education through modern innovative methods of teaching and instilling moral ethics for the complete development of their personality.

The college was awarded 'B+' grade with CGPA of 2.79 by NAAC in November 2016 and now it is volunteering for the third cycle of reaccreditation.

Audit Committee

S.No.	Name	Designation	Signature
1	Dr. S.K. Gobhil	Assistant Professor	
2	Mrs. Alka Shriwastav	Assistant Professor	
3	Dr. Sanjay Kumar Yadav	Assistant Professor	

Objective & Scope of the audit

The Principal, Dr. R.K. Saxena at a preliminary meeting, held on Principal Office with the members, outlines the broad objectives of the academic audit as assessment of the college by internal committee comprising of the above members. Accordingly, the audit team decided to audit the courses of college. They decided to visit every department.


PRINCIPAL,
GOVT. ENGINEER VISHWESARRAIYA
P. G. COLLEGE, KORBA (C. G.)



Scope

- Methodology of teaching and learning conducted for the different courses run by the college.
- Functioning of the Laboratories and Computer Facilities
- Examination and Evaluation system
- Library facilities
- Opportunities and Scope of improvements in the major functional areas

Methodology

At the meeting with the Principal, Coordinator-IQAC, the Audit team Based on the information/data gathered from the available documents and the interactions afforded with the different component of the components of the institution, the Audit Committee has made a sincere endeavour to put forward certain views, observations and recommendations in the body of this report with expectations that these recommendations, when implemented, will best serve the interest of the college as intended.

Observations of the college

Observations based on the documents are given below.

1. Department in the college


Stream	Programme
Arts	B.A. M.A. Sociology M.A. Political science M.A. Economics M.A. English M.A. Hindi M.A. Geography
Science	B.Sc. M.Sc. Physics M.Sc. Chemistry M.Sc. Mathematics M.Sc. Zoology M.Sc. Botany
Commerce	B.Com M.Com PGDBM
Computer	PGDCA


PRINCIPAL,
GOVT. ENGINEER VISHWESARRAIYA
P. G. COLLEGE, KORBA (C. G.)



2. Number of Teachers

S.N	Departments	2016-17			
		Professor	Assistant Professor	Self Finance	Total
1	Sociology	1	2	-	3
2	Political Science	1	2	-	3
3	Economics	1	2	-	3
4	English	-	2	1	3
5	Hindi	-	3	1	4
6	Sanskrit	-	1	-	1
7	Geography	-	1	2	3
8	Psychology	-	2	-	2
9	History	-	-	1	1
10	Home Science	-	1	-	1
11	Physics	1	3	-	4
12	Chemistry	1	4	-	5
13	Mathematics	-	3	1	4
14	Zoology	-	2	2	4
15	Botany	1	3	-	4
16	Geology	-	1	-	1
17	Microbiology	-	-	1	1
18	Commerce	1	3	-	4
19	PGDCA	-	-	1	1
20	PGDBM	-	-	1	1
	Total	07	35	11	53


PRINCIPAL,
 GOVT. ENGINEER VISHWESARRAIYA
 P. G. COLLEGE, KORBA (C. G.)



GOVT. E.V. POST GRADUATE COLLEGE, KORBA (CG)
2.1.1 Average enrolment Percentage (Average of last five years) (20)

Year - 1 (2016-17)			
Programme name	Programme Code	Number of seats sanctioned	Number of Students admitted
B.A. I	001	200	176
B.A. II	002	200	157
B.A. III	003	200	156
B.Com I	007	200	174
B.Com II	008	200	166
B.Com III	009	200	148
B.Sc. I Bio	049	180	187
B.Sc. I Maths	050	120	114
B.Sc. II Bio	005	180	145
B.Sc. II Maths	005	120	106
B.Sc. III Bio	006	180	146
B.Sc. III Maths	006	120	89
M.Com I Semester	591	60	60
M.Com III Sem	593	60	60
M.A. I Sem (Hindi)	411	20	14
M.A. III Sem (Hindi)	413	20	19
M.A. I Sem (English)	401	20	19
M.A. III Sem (English)	403	20	22
M.A. I Sem(Sociology)	451	50	25
M.A. III Sem(Socio)	453	50	30
M.A. I Sem(Eco)	461	50	18
M.A. III Sem(Eco)	463	50	4
M.A. I Sem (Pol. Sc)	441	40	34
M.A. III Sem (Pol. Sc)	443	40	15
M.A. I Sem (Geog)	471	25	20
M.A. III Sem (Geog)	473	25	8
M. Sc. I Sem (Chem)	531	30	28
M.Sc. III Sem(Chem)	533	30	19
M.Sc. I Sem (Phy)	521	25	15
M.Sc. III Sem (Phy)	523	25	11
M.Sc.I Sem(Botany)	541	30	29
M.Sc.III Sem (Botany)	543	30	16
M.Sc. I sem (Zoology)	551	25	25
M.Sc. III sem (Zool)	553	25	33
M.Sc. I sem (maths)	511	15	15
M.Sc. III sem (maths)	513	15	10
PGDCA	72	45	45
PGDBM	70	45	25
TOTAL		2970	2383


RM

PRINCIPAL,
GOVT. ENGINEER VISHWESARRAIYA
P. G. COLLEGE, KORBA (C. G.)



GOVT. E. V. POST GRADUATE COLLEGE KORBA (CHHATTISGARH)
 Contact No. 07759-221458, E-mail- gevpg1981@gmail.com, www. gevpgkrb.ac.in, AISHE Code – C-22398
 SESSION 2016-17

College Code				505																							
College Name				Govt. E. V. Post Graduate College, Korba (C.G.)																							
Phone No.				07759 221458																							
Name of Principal				Dr. R. K. Saxena																							
Mobile No.				94255 47200																							
S.NO.	Class Name	Program Code	Seats Allote	GEN			SC			ST			OBC			MINORITY			PH			TOTAL					
				M	F	T	M	F	T	M	F	T	M	F	T	M	F	T	M	F	T	M	F	T			
1	B.A. I	001	200	7	6	13	21	5	26	40	36	76	38	23	61	0	0	0	2	1	3	106	70	176			
2	B.A. II	002	200	11	10	21	14	18	32	22	31	53	28	23	51	0	0	0	2	0	2	75	82	157			
3	B.A. III	003	200	8	9	17	12	7	19	22	28	50	40	30	70	0	0	0	2	0	2	82	74	156			
4	B.Com I	007	200	17	25	42	19	12	31	17	19	36	50	15	65	0	0	0	0	0	0	103	71	174			
5	B.Com II	008	200	22	23	45	9	10	19	21	11	32	34	36	70	0	0	0	0	0	0	86	80	166			
6	B.Com III	009	200	28	27	55	14	6	20	6	10	16	24	33	57	0	0	0	0	0	0	72	76	148			
7	B.Sc. I Bio	049	180	4	16	20	11	24	35	28	41	69	17	46	63	0	0	0	0	0	0	60	127	187			
8	B.Sc. I Maths	050	120	10	11	21	13	9	22	16	5	21	24	26	50	0	0	0	0	0	0	63	51	114			
9	B.Sc. II Bio	005	180	8	9	17	6	25	31	14	39	53	5	39	44	0	0	0	0	0	0	33	112	145			
10	B.Sc. II Maths	005	120	14	12	26	8	13	21	5	10	15	19	25	44	0	0	0	0	1	1	46	60	106			
11	B.Sc. III Bio	006	180	5	10	15	5	15	20	13	35	48	13	50	63	0	0	0	0	0	0	36	110	146			
12	B.Sc. III Maths	006	120	5	17	22	5	1	6	7	7	14	13	34	47	0	0	0	0	0	0	30	59	89			
13	M.Com I Sem	591	60	6	13	19	6	1	7	11	9	20	7	7	14	0	0	0	0	0	0	30	30	60			
14	M.Com III Sem	593	60	6	14	20	2	1	3	5	12	17	8	12	20	0	0	0	0	0	0	21	39	60			
15	M.A. I Sem (Hindi)	411	20	2	1	3	2	1	3	3	2	5	2	1	3	0	0	0	0	1	1	9	5	14			
16	M.A. III Sem (Hindi)	413	20	0	0	0	1	2	3	2	3	5	5	6	11	0	0	0	0	0	0	8	11	19			
17	M.A. I Sem (English)	401	20	0	6	6	1	1	2	0	2	2	5	4	9	0	0	0	0	0	0	6	13	19			
18	M.A. III Sem (English)	403	20	1	3	4	3	2	5	2	3	5	3	5	8	0	0	0	0	0	0	9	13	22			
19	M.A. I Sem(Sociology)	451	50	2	2	4	3	2	5	1	3	4	9	3	12	0	0	0	0	1	1	15	10	25			
20	M.A. III Sem(Sociology)	453	50	1	6	7	3	3	6	1	8	9	5	3	8	0	0	0	0	0	0	10	20	30			


PRINCIPAL,
 GOVT. ENGINEER VISHWESARRAIYA
 P. G. COLLEGE, KORBA (C. G.)



S.NO.	Class Name	Program Code	Seats Allote	GEN			SC			ST			OBC			MINORITY			PH			TOTAL		
				M	F	T	M	F	T	M	F	T	M	F	T	M	F	T	M	F	T	M	F	T
21	M.A. I Sem(Economics)	461	50	0	0	0	2	1	3	6	4	10	3	2	5	0	0	0	0	0	0	11	7	18
22	M.A. III Sem(Economics)	463	50	0	1	1	0	0	0	0	2	2	1	0	1	0	0	0	0	0	0	1	3	4
23	M.A. I Sem (Political Science)	441	40	3	7	10	3	1	4	3	5	8	5	7	12	0	0	0	0	1	1	14	20	34
24	M.A. III Sem (Political Science)	443	40	0	3	3	0	2	2	1	4	5	1	4	5	0	0	0	0	0	0	2	13	15
25	M.A. I Sem (Geography)	471	25	0	2	2	1	2	3	4	2	6	3	6	9	0	0	0	0	0	0	8	12	20
26	M.A. III Sem (Geography)	473	25	0	2	2	0	1	1	1	0	1	2	2	4	0	0	0	0	0	0	3	5	8
27	M. Sc. I Sem (Chemistry)	531	30	0	3	3	3	1	4	4	4	8	4	9	13	0	0	0	0	0	0	11	17	28
28	M.Sc. III Sem(Chemistry)	533	30	1	1	2	1	5	6	3	1	4	2	5	7	0	0	0	0	0	0	7	12	19
29	M.Sc. I Sem (Physics)	521	25	1	4	5	0	0	0	1	1	2	2	6	8	0	0	0	0	0	0	4	11	15
30	M.Sc. III Sem (Physics)	523	25	2	4	6	0	0	0	0	0	1	4	5	0	0	0	0	0	0	0	3	8	11
31	M.Sc.I Sem(Botany)	541	30	1	2	3	0	5	5	4	9	13	3	5	8	0	0	0	0	0	0	8	21	29
32	M.Sc.III Sem (Botany)	543	30	0	5	5	1	4	5	3	1	4	2	0	2	0	0	0	0	0	0	6	10	16
33	M.Sc. I sem (Zoology)	551	25	1	2	3	3	5	8	1	4	5	3	6	9	0	0	0	0	0	0	8	17	25
34	M.Sc. III sem (Zoology)	553	25	0	4	4	0	7	7	1	7	8	5	9	14	0	0	0	0	0	0	6	27	33
35	M.Sc. I sem (Mathematics)	511	15	0	1	1	2	1	3	0	2	2	1	8	9	0	0	0	0	0	0	3	12	15
36	M.Sc. III sem (Mathematics)	513	15	0	3	3	1	1	2	0	3	3	1	1	2	0	0	0	0	0	0	2	8	10
37	PGDCA	72	45	2	5	7	5	3	8	7	5	12	9	9	18	0	0	0	0	0	0	23	22	45
38	PGDBM	70	45	9	2	11	2	0	2	1	3	4	7	1	8	0	0	0	0	0	0	19	6	25
UG TOTAL			2100	139	175	314	137	145	282	211	272	483	305	380	685	0	0	0	6	2	8	792	972	1764
PG TOTAL			870	38	96	134	45	52	97	65	99	164	99	125	224	0	0	0	3	3	247	372	619	
GRAND TOTAL			2970	177	271	448	182	197	379	276	371	647	404	505	909	0	0	0	6	5	11	1039	1344	2383


PRINCIPAL,
 GOVT. ENGINEER VISHWESARRAIYA
 P. G. COLLEGE, KORBA (C. G.)



C. Pass percentage of Students

Programme code	Programme Name	Number of students appeared in the final year examination	Number of students passed in final semester / year examination	Pass Percentage
<u>3</u>	<u>BA</u>	<u>160</u>	<u>153</u>	<u>95.625</u>
<u>9</u>	<u>BCom</u>	<u>182</u>	<u>153</u>	<u>97.3</u>
<u>6</u>	<u>BSc</u>	<u>171</u>	<u>164</u>	<u>95.9</u>
<u>46</u>	<u>MSc Physics</u>	<u>14</u>	<u>11</u>	<u>78.6</u>
<u>48</u>	<u>MSc Chemistry</u>	<u>14</u>	<u>11</u>	<u>78.6</u>
<u>57</u>	<u>MSc Zoology</u>	<u>15</u>	<u>15</u>	<u>100</u>
<u>55</u>	<u>MSc .Botany</u>	<u>19</u>	<u>18</u>	<u>94.7</u>
<u>53</u>	<u>MSc.Mathematics</u>	<u>3</u>	<u>2</u>	<u>66.7</u>
<u>34</u>	<u>M.A. Pol.Science</u>	<u>26</u>	<u>25</u>	<u>96.2</u>
<u>36</u>	<u>M.A.Sociology</u>	<u>27</u>	<u>20</u>	<u>74.1</u>
<u>38</u>	<u>M.A.Economics</u>	<u>5</u>	<u>4</u>	<u>80</u>
<u>26</u>	<u>M.A.English</u>	<u>6</u>	<u>2</u>	<u>33.3</u>
<u>28</u>	<u>M.A.Hindi</u>	<u>18</u>	<u>18</u>	<u>100</u>
<u>40</u>	<u>M.A.Geography</u>	<u>12</u>	<u>9</u>	<u>75</u>
<u>67</u>	<u>M.Com</u>	<u>60</u>	<u>57</u>	<u>93.2</u>
<u>72</u>	<u>PGDCA</u>	<u>44</u>	<u>42</u>	<u>95.5</u>
<u>70</u>	<u>PGDBM</u>	<u>25</u>	<u>23</u>	<u>92</u>

Sabone

PRINCIPAL,
GOVT. ENGINEER VISHWESARRAIYA
P. G. COLLEGE, KORBA (C. G.)



4. Remark

- Parents are called and consulted for any problem
- 3 students have to sit in one bench because of strength of students. This is uncomfortable.
- Most teachers are good all teachers are well qualified and honest about their work.
- Students want scope for more interactions and discussion with the teachers
- Laboratories are well equipped and having sufficient equipment and facilities to perform practical as per the syllabus. But expansion of space is required.
- In PG classes there is need for more exposure to research, paper presentation, etc.
- Encouraging out-of-classroom experiences for the students through academic tours, industrial visits, excursions, field surveys etc., for positive learning outcomes.
- Great emphasis on extension and out-reach activities by the faculty.
- Inadequate class rooms.
- Inadequate faculty and non teaching staff with excessive workload.
- Limited consultancy and collaboration
- Faculties may be encouraged to conduct research projects, through various funding options such as UGC major and minor research projects, as the percentage of faculties conducting research projects is relatively less.
- Faculties may be encouraged to publish papers, articles or participate in book review, as the percentage of faculties involved in such activities is less.
- The institution may partner with other institutions of repute through formal MoU.
- Student centric learning mechanism may be improved.
- Use of power point in classes for teaching learning by the students and the faculties may be reinforced.
- More additional certificate courses may be introduced towards making the students more employable.
- Welfare schemes may be introduced for the students and the faculties.



PRINCIPAL,
GOVT. ENGINEER VISHWESARRAIYA
P. G. COLLEGE, KORBA (C. G.)

